

Welcome to Year 4



2023-2024

Meet the Teachers

Miss Lees
Cedar Class



Mrs Moles/Mrs
Kay
Hawthorn Class



Mrs Kealey
Hazel Class



Meet the LSAs

Miss Hart Mrs Derrick Mrs Barnett Mrs Hubbard Mrs Pugh



PPA Cover (Tuesday afternoons)

Mrs Pugh



Mrs Medley



Mrs Datlen



Projects

Autumn 1

Under the Canopy- Rainforests and palm oil production.

Autumn 2

A Positive Mind, Body and Soul- Healthy living, including teeth and digestion.

Spring 1

Saxons and Scots- Historical narratives.

Spring 2

If Truth be Told- Food chains and fairy-tales.

Summer 1



Invaders and Traders- Vikings

Summer 2

Mountain High, River Deep -The water cycle and features of a river.

Every half term, you will receive an overview with more curriculum detail and key events taking place. This will be posted on the school website.

Some of the texts we will be reading are:



Trips and visits

- Examples of possible trips in line with our curriculum:
 - *Monkey World Educational Talk*
 - *Map reading to Ashurst Park*
 - *Beaulieu River*

This year, we want to explore different enrichment opportunities and give children a chance to explore the world around them within each term.

PE day - Wednesday






- ▶ Pupils will have a designated PE session each week and daily opportunities for physical exercise.
- ▶ We encourage children to wear their PE kits to school on the day of their PE lesson.
- ▶ Pupils should wear appropriate PE kit (t-shirt with house colour, sweatshirt/hoodie with school logo, plain shorts, black/navy leggings, black/navy socks).
- ▶ We encourage trainers rather than plimsolls.
- ▶ Children with long hair must have it tied back and earrings should either be taken out prior to the school day or be covered with tape.
- ▶ Please label all PE kit, including footwear.

Uniform

- Please ensure your pupil has the correct uniform (this can be ordered through the school office).
- **Please label your child's uniform with their name and class.**
- Long hair should be tied up for health and safety reasons.
- Children should wear school shoes, not trainers.
- No nail vanish.
- If you know your child may need some spare clothes, please make sure these are on their peg in a separate bag.
- A small backpack or book bag, lunch box, water bottle.



Behaviour Chart

Step	Example behaviours	What happens at this step?	What does this look like?
0	Positive relationships		Behaviour expectations followed.
1	Low level classroom disruption, e.g. persistent calling out, moving around unnecessarily. Mean unkind and hurtful behaviour		Time to talk to Class Teacher or Learning Support Assistant.
2	Behaviour persists and/or escalates with answering back or arguments.		Time out in partner class (10 minutes) to calm and reflect and make better choices.
3	Behaviour persists and continues to escalate. YELLOW Card issued and recorded.		Miss 15 minutes of break time. Parents informed. 3 YELLOW cards per term – behaviour discussed with parent within school with a member of SLT and Class Teacher.
4	Violence and aggression towards any member of staff or children, deliberate and serious damage, swearing (including gestures) or carrying a prohibited item. Deliberate incidents of a racist or homophobic nature. RED card issued and recorded.		Automatic internal exclusion (half day), RED card issued and parent spoken to/letter sent home. 3 RED cards per term – external exclusion in line with School Exclusion Policy.

Stamps, House Points & Certificates

- ▶ Children will receive stamps for positive behaviour and demonstrating a good work ethic.
- ▶ For every 10 stamps received, children will earn a house point.
- ▶ This year's reward system ties in with the Olympics next summer and children can aim for 200 stamps.
- ▶ During Friday's Celebration Assembly, certificates will be awarded to those children that have reached the next sporting goal and parents are welcome to join their children in the celebrations for an achievement of 50, 100 and 200 stamps.
- ▶ Children can also receive certificates for times tables awards, spelling bee, lunchtime stars and much more.
- ▶ If they have achieved something outside of school, which they wish to share, they can have their photo taken for the Wall of Fame, which will then be shown in Celebration Assembly and on the school website.

Home Learning Expectations

- ▶ Home Learning is sent out on Monday and should be returned on or before the following Monday. Tasks will be uploaded to Google Classroom. If you would rather receive a paper copy, please let your child's class teacher know.
- ▶ All children have been issued with a Home Learning book to write in or record their learning.
- ▶ Home Learning club after school will start soon where school staff are available to help and support the children.
- ▶ During the year, children will be expected to read regularly and practise times tables, spellings and handwriting.
- ▶ Children will learn new spelling patterns and should practice these at home too.
- ▶ They have access to Times-Table Rockstars - online platform for children to complete their tables and compete against each other!
- ▶ Reading; children are expected to read to an adult at least 3 times a week at home and handbooks should be filled out and signed to show this.

Reading Books

- ▶ Scheme books are available for those who require support in their reading. Children then progress to be a free reader.
- ▶ Books can be read from school or home. These will be checked to ensure they are an appropriate level.
- ▶ Changing books - We encourage children to change their own book when they need to so they will be taught how to do this, as appropriate.
- ▶ There are Reading Corners in each class and children are more than welcome to choose and swap their book from here when they need to.
- ▶ A range of dyslexia friendly books are available from our library.
- ▶ We visit the school library at least once a week but Year 4's day is Wednesday.

Handbooks

- ▶ Your child has been issued with a Handbook.
- ▶ Please ensure your child brings this into school every day.
- ▶ The Handbook is also a reading log for you and your child to record their reading.
- ▶ Messages for your child's teacher can also be recorded in this book.

Keeping in touch (Essential)

- ▶ If you need to speak to your child's class teacher, you can leave a message with the member of staff at the gate in the morning or we are available at the end of the day.
- ▶ For a more formal meeting/appointment contact the school office and we will call/email you back to arrange a date and time.

Foxhills Website

Our School Website is a good place to access relevant information.

<https://www.foxhills-jun.hants.sch.uk/>

Who to ask...

We hope you won't have any problems throughout the year. If you do, here are some tips to help you sort it out quickly and effectively.

- ▶ Class teacher is the first port of call for any and all issues.
- ▶ Mrs Howe (Head teacher)
- ▶ Mrs Kay (Deputy Head)
- ▶ Mrs Foster (Inclusion Leader)