



Year 6 SATs Information Evening

Wednesday 31st January
2024

Why do we do the tests?

- The tests are a compulsory part of the National Curriculum for all children in state schools in England in Year 6.
- They are designed to test the children's knowledge of the Key Stage 2 Curriculum in Reading, Spelling, Punctuation, Grammar and Maths.
- They provide a “snapshot” of a child's attainment on one day at the end of the Key Stage.



How are the assessments reported?

- Children will be given a standardised score based on their total marks.
- The expected level of attainment for children at the end of Year 6 is now given as a scaled score from 80-120.
- Children meeting National Standard will be reported as ARE (Age Related Expectation) and will score from 100-120 .
- In previous years, a scaled score of 110 or above indicates a child is working at Greater Depth Standard.

Who uses the results?

- We aim to get your child's results to you on the same day as their Report in the Summer Term. This may be before or after the results are released by other schools.
- Your child's chosen Secondary School may use the results to group or set children.

The Test Week

13th – 16th May 2024

| | |
|--------------------------------------|---|
| Monday 13th May | Grammar, Punctuation & Spelling Paper 1: Questions (45minutes) Grammar, Punctuation & Spelling Paper 2: Spelling Test (20 spellings) |
| Tuesday 14th May | Reading (1 hour) |
| Wednesday 15th May | Maths Paper 1: Arithmetic – (30 minutes) Maths Paper 2: Reasoning 1 (40 minutes) |
| Thursday 16th May | Maths Paper 3: Reasoning 2 (40 minutes) |

The Test Week

- It is important that children arrive promptly on these days, and are in school at 8:30. This allows us to start the tests at the right time and report attendance to the STA.
- We can't change the days of the tests. If your child is absent, they will not be assessed in that subject.
- The start times of the tests will vary, however, all tests will take place in the morning.
- For the majority of children, the tests will take place in the Y6 classrooms. To ensure that all children have enough space and access to appropriate support, we will also use the Year 6 area.
- Children can look forward to fun, "de-stressing" activities in the afternoons.
- We will run a morning Breakfast Club from 8:00am each day of the tests, where children can eat and relax with their friends and get ready for the day.

How does the school help?

- We are continuing to use questions from past test papers to give children practice with the test format.
- The children sit practice papers frequently.
- We believe that it is really important that the children are not 'stressed out' by sitting the tests. If the children are used to answering test style questions on a regular basis, this helps to remove the fear factor!

The SPaG Tests

Paper 1 – 45 minutes to answer 50 questions

Paper 2 – 20 Spelling words

- *Writing is based on Teacher Assessment. This means that we will assess and moderate the standard of your child's writing in school.*

44

Complete the sentence by writing a word formed from the root word music on each line.

Every member of the Jones family was _____,

but only Mr Jones was a professional _____.

1 mark

34

Explain how the **comma** changes the meaning of the second sentence.

1. I asked if Jake Thomas and Lily were coming to the barbecue.
2. I asked if Jake, Thomas and Lily were coming to the barbecue.

1 mark

5

Draw a line to match each **prefix** to the correct word to make a different word. Use each prefix only once.

Prefix

inter

dis

semi

anti

Word

approval

circle

social

action

1 mark

47

Circle the three **determiners** in the sentence below.

William didn't have any cereal in the house, so he went out to buy some cornflakes.

1 mark

Spelling task


1. The dragon is an imaginary _____.
2. There was _____ food for everyone.
3. My little brother is in _____ class.
4. Playing in the snow made my fingers _____.
5. We learned how to do _____ in mathematics.

Children hear the full sentence including the missing word read aloud by the teacher/LSA, and fill in the gap with the correct spelling.

The Reading Test

1 hour to answer to read 3 different texts and answer questions about them.


Texts can be from a variety of genres & text types (poetry, story extracts, short stories, newspaper/magazine articles, information texts etc).



The Park



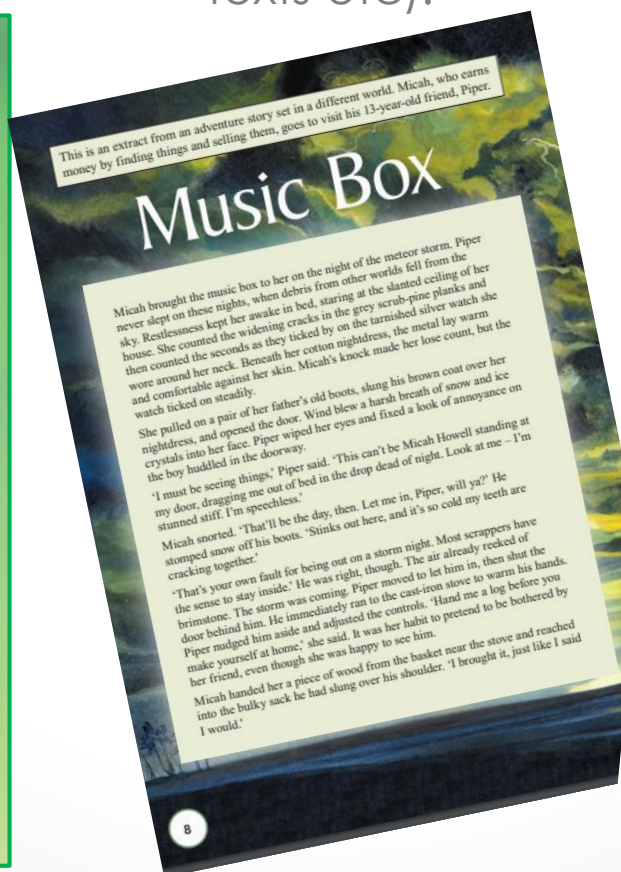
Fact Sheet:
About Bumblebees



Music Box

Reading Booklet

2019 key stage 2 English reading booklet



Fact Sheet: About Bumblebees

At the Bumblebee Conservation Trust, we are passionate about saving bees. Here is why.

Save our bees

Bumblebees are among the most loved and familiar of garden insects. The sight and sound of them buzzing from flower to flower is an essential part of summertime, but sadly these fat, furry little creatures are struggling to survive.

At the time of writing, 24 bumblebee species are found in the UK, but unfortunately, in the last 80 years, two UK species have become extinct and others have declined sharply. In our modern world of paved gardens and intensive farming, our bumblebees find themselves hungry and homeless. The reason for this is simple and clearly visible: there are now far fewer flowers to provide bees with the pollen and nectar that they need to survive. But all is not lost – you can take action today to help save these hardworking pollinators. This fact sheet explains how.



What's so different about the bumblebee?

To most people, bees are instantly recognisable but there are distinct differences between the appearance and lives of bumblebees and honeybees. Bumblebees are larger and hairier than their cousins which makes them perfectly suited for colder climates. Bumblebee nests are small and they do not store large quantities of honey, so their extra furry coat allows them to venture out on cold days to collect pollen and nectar when honeybees stay inside.

Don't 'bee' confused

Don't confuse bumblebees with wasps. Bumblebees do not swarm and are not aggressive. Only female bumblebees can sting and they will only do so if they feel very threatened. Bumblebees will never interrupt your picnic or steal your sandwiches!



Buzz pollination

Only bumblebees are capable of buzz pollination. This is when the bee grabs the flower and produces a high-pitched buzz. This releases pollen that would otherwise stay trapped inside. Key ingredients in our diet such as tomatoes are pollinated in this way. Many other common foods such as beans and peas would also be harder to produce and much more expensive without British bumblebees.

7

What is Joe's mother thinking after she reads the letter?

Tick **one** thought.

I'm happy that the boys have finished their breakfast.

☐

I don't want the boys to realise how upset I am.

☐

I'm worried the boys will be late for school.

☐

I'll cook sweet-and-sour spaghetti for the boys later.

☐

1 mark

15

Look at the section headed: **Save our bees.**

Complete the table below with **one** piece of evidence from the leaflet to support each statement.

| | Evidence |
|---|----------|
| The Bumblebee Conservation Trust is worried about bees. | |
| The leaflet makes readers feel hopeful for bumblebees. | |

2 marks

32

What impressions do you get of Piper's house?

Give **two** impressions, using evidence from the text to support your answer.

| Impression | Evidence |
|--|--|
| | |
| | |

3 marks

38

Look at the last paragraph, beginning: *'Yeah, it'll look smart.'*

Find and **copy one** word that suggests that the sound coming from Micah's music box is unpleasant.

1 mark

The Maths Tests: Arithmetic

WEDNESDAY. 30 minutes to answer 36 questions.

| | | | |
|----------|----------------|----------------------|------------------------------------|
| 7 | $180 \div 3 =$ | <input type="text"/> | <input type="checkbox"/> 1 mark |
| | | | |

| | | | |
|-----------|-------------------------------|----------------------|------------------------------------|
| 24 | $\frac{1}{5} + \frac{3}{4} =$ | <input type="text"/> | <input type="checkbox"/> 1 mark |
| | | | |

| | | | |
|-----------|-----------------------|----------------------|------------------------------------|
| 15 | $60 \div (30 - 24) =$ | <input type="text"/> | <input type="checkbox"/> 1 mark |
| | | | |

| | | | |
|-----------|--------------------------|----------------------|------------------------------------|
| 29 | $51\% \text{ of } 900 =$ | <input type="text"/> | <input type="checkbox"/> 1 mark |
| | | | |

| | | | |
|------------------|-----------------------|----------------------|-------------------------------------|
| 36 | $83 \overline{)8051}$ | <input type="text"/> | <input type="checkbox"/> 2 marks |
| | | | |
| Show your method | | | |

Wednesday = Paper 1 Thursday = Paper 2 (40 minutes each)

Write the **three** missing numbers.

| | | | | |
|---|---|----|---|----|
| 4 | × | 8 | = | |
| × | | × | | |
| 3 | × | | = | 21 |
| = | | = | | |
| | | 56 | | |

1 mark

John buys one toy car and one pack of stickers.



£1.49



£1.64

He pays with a **£10** note.

How much change does John get?

Show
your
method

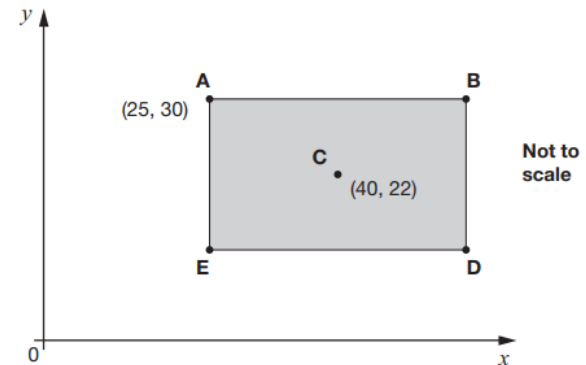
3

2 marks

21

ABDE is a rectangle on coordinate axes.

The sides of the rectangle are parallel to the axes.



Point **C** is the centre of the rectangle.

What are the coordinates of **B** and **D**?

B is

(,)

1 mark

Dis

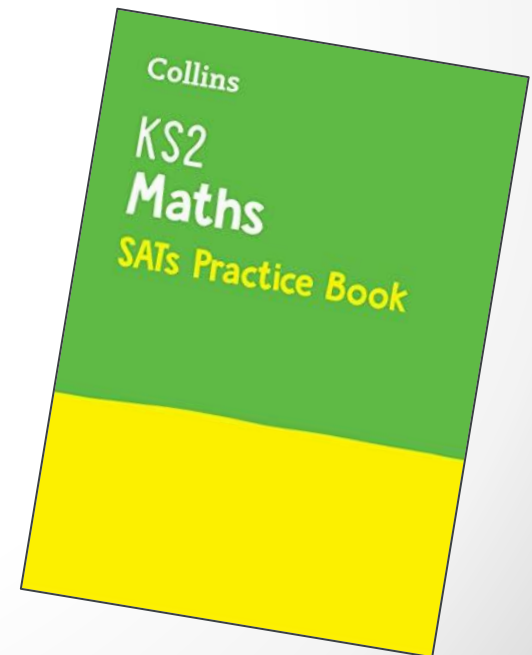

(,)

1 mark

What can you do to help?

From now until 13th May 2024

- Ensure your child reads every day. Discuss and question what they have read – even if it is asking them to recap or explain a word (if you'd like more examples, please feel free to come and see us!)
- Ensure your child knows the times tables up to 12x12.
- If you have internet access, use the videos and activities on [KS2 BBC Bitesize](#)
- Use revision guides and ensure Home Learning is completed (Maths.co.uk)
- Sign your child up for Year 6 Reading Plus Club and Morning Club (every day from 8:10am)



What can you do to help?

During Test Week (13th – 16th May)

- Provide calm reassurance. Remind your child that all we want is for them to do their best.
- Keep everything as normal as possible – make sure activities like clubs and sports continue.
- Make sure your child gets a good night's sleep before each test.
- Please make sure your child eats breakfast during the week.
- We will be providing a 'SATs Breakfast' every morning from Monday to Thursday from 8:00am. (More information will follow nearer the time).

Thank you!

Please let us know if you have any questions in the lead up to the tests.

Please have a look at some of the past papers that we have left out for you to view.

